


BIM PLANNING WITH POLOPLAST



INTEGRAL PROCESSES SUPPLEMENT DIGITAL PLANNING

Digitization has conquered our world. We use smart phones and computers to make our work easier, to acquire information, we use them as our assistants and as means of communication.

It has also become impossible to imagine the building and construction industry without digital support. For a long time, the use of CAD has been the standard planning tool for design and implementation. Planning software has been developed to facilitate complex hydraulics and energy calculations. The quality of the planning stage is becoming more and more similar to the real building.

The usage of BIM is filling the last gaps.

**PLANNING HAS
BECOME FASTER
& EASIER!**

POLOPLAST offers practical solutions for the virtual use of the POLO-KAL® and POLO-ECOSAN pipe systems in all spheres. From modelling to dimensioning!



BIM PLANNING WITH POLOPLAST

WHAT IS BIM?

BIM stands for “**B**uilding **I**nformation **M**odelling”. It describes a holistic method of optimized planning and designing of buildings. Starting from the first draft and up to the facility management, all persons involved in the planning process use an integrated virtual 3D model of the building,

If planning is carried out in compliance with BIM, all relevant information on the individual structural elements is contained in the corresponding elements of the 3D building model. These “smart structural elements” can be used, for example, for energy calculation or structural analysis without any loss of information. The 3D building model recognises possible collisions at an early stage, thus avoiding errors from the very beginning. All persons involved in the planning procedure have access to all data at any time. The classical processes of drafting, planning and implementing are united in a single building model that grows dynamically.



3D planning using BIM



Real installation situation

THE ADVANTAGES OF BIM

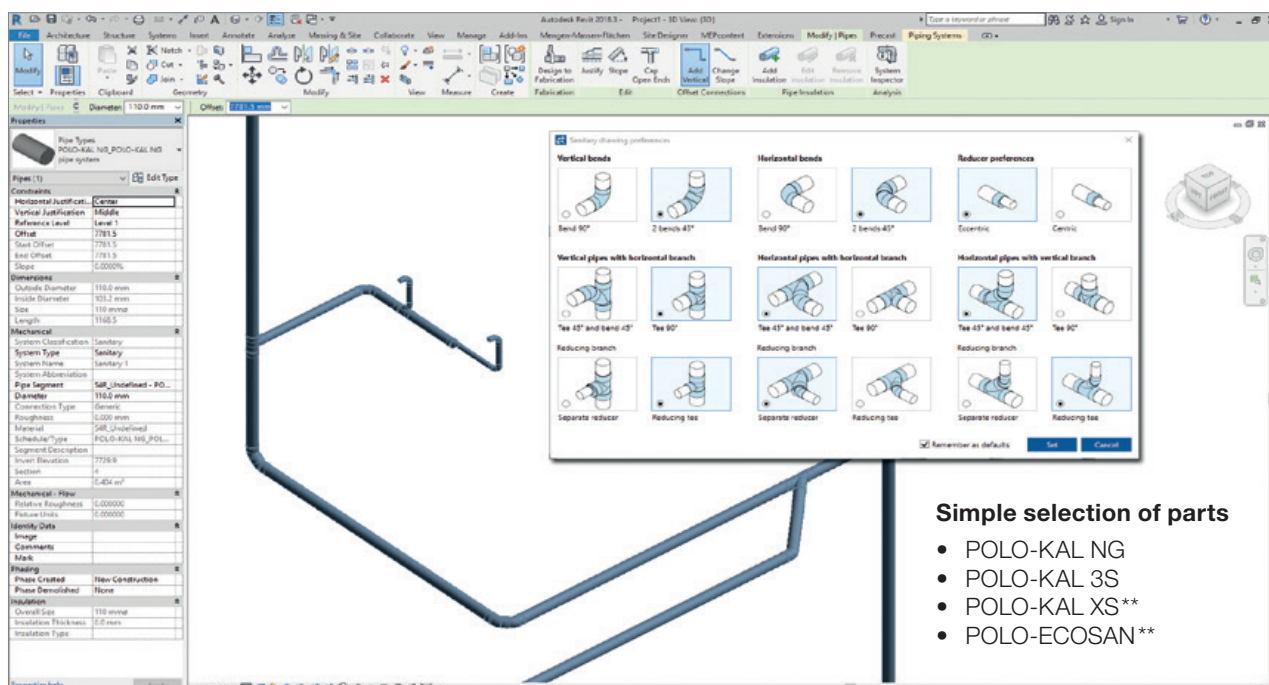
- One central 3D model of the building
- Up-to-date information is available at any time
- A consistent flow of information without any gaps is guaranteed
- Possible collisions between trades show immediately
- Planning errors are reduced, which in turn saves costs
- The entire useful life of the building can be represented, spanning from draft over facility management to demolition

POLOPLAST-PRODUCT-LINE-PLACER APP FOR AUTODESK REVIT

The POLOPLAST-Product-Line-Placer*, “PLiP” for short, helps design any POLO-KAL® and POLO-ECOSAN pipe systems** in a matter of seconds.


Revit has been developed by Autodesk particularly to be able to plan in conformity with BIM. As PLiP is an integrated application of Revit, the pipe systems can be used in any new project, easily and fast. During the designing phase of the pipe network, the **auto-routing function** automatically places all required elbows, branches and transitions. The **optimisation function** perfects the whole pipe network at one mouse click. Connecting parts, flow direction, and orientation of fittings are automatically adapted and modified. In return, different versions of branches and redirections can be pre-defined individually. Once the pipe network design has been finished, a clear list of all POLOPLAST articles used can be drawn up.

In a nutshell: POLOPLAST-PLiP makes work easier and faster than simple Revit family packs. This App for Autodesk Revit is free of charge and makes it significantly easier to work in conformity with BIM.



THE ADVANTAGES POLOPLAST-PRODUCT-LINE-PLACER FOR REVIT

- Updated, country-specific product information
- Fast and easy designing thanks to the auto-routing feature
- Fittings are placed automatically
- Optimisation feature
- Material lists can be drawn up



www.poloplast.com

* **System requirements:** Windows 7 or higher (x64 only); Autodesk Revit 2016–2018 (x64 only)

** Country-specific option, depends on the availability in market

BIM PLANNING WITH POLOPLAST

DIGITAL PLANNING AVAILABLE SOFTWARE & TOOLS

<p>PLiP for Revit Application for Autodesk Revit, for the easy design of POLO-KAL® and POLO-ECOSAN pipe networks in conformity with BIM</p>	<p>www.mepcontent.com</p>
<p>MEPcontent for Revit The product library of Revit that supplements PLiP</p>	<p>www.mepcontent.com</p>
<p>Data for liNear design software POLO-KAL® pipe systems for the liNear design software</p>	<p>www.linear.eu/en/downloads</p>
<p>Data for Plancal Nova POLO-KAL® pipe systems for the Plancal Nova design software by Trimble</p>	<p>https://mep.trimble.de/blog/polooplast-nova</p>
<p>POLO-CAD 3D 3D CAD library containing all POLO-KAL® pipe systems for AutoCAD by Autodesk</p>	<p>www.polooplast.com/produkte/hausabflussrohrsysteme/toolbox.html</p>



POLOPLAST GmbH & Co KG
 Poloplaststraße 1 · 4060 Leonding · Austria
 T +43 (0) 732 38 86 0 · F +43 (0) 732 38 86 9
 office@poloplast.com · www.polooplast.com

POLOPLAST GmbH
 Kirnachstraße 17 · 87640 Ebenhofen · Deutschland
 T +49 (0) 8342 70 06 0 · F +49 (0) 8342 70 06 66
 info@poloplast.com · www.polooplast.com